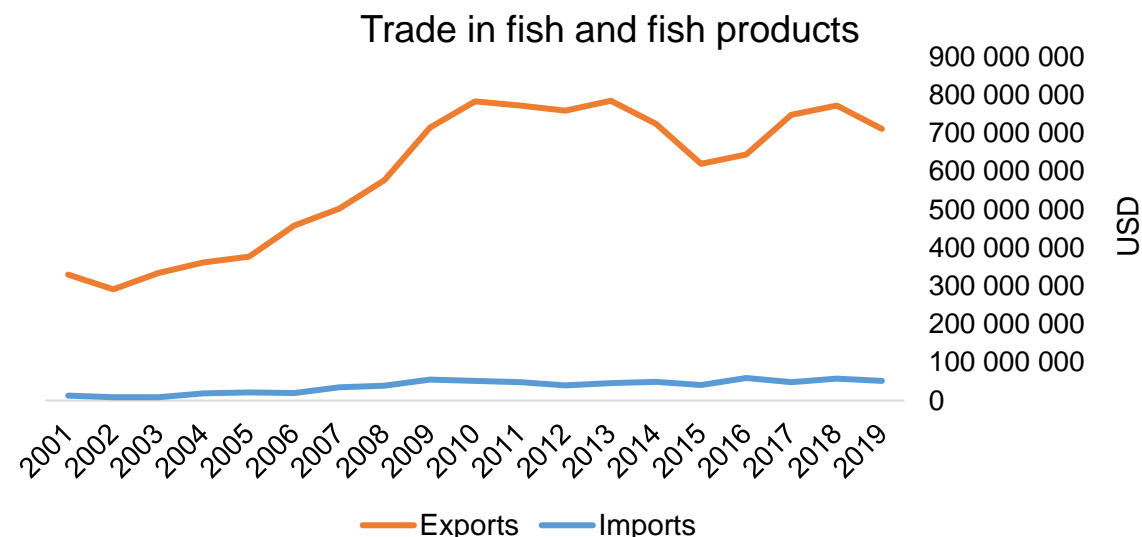




COUNTRY BRIEF

Population	Ease of doing business rank
2 459 000	97th
Length of coastline	Exclusive economic zone
1 754 km	536 805 km²
Average GDP growth	GDP per capita
5.65%	USD 5 037



GDP from fisheries

2.58%

Fish available for consumption

12.5 kg/capita

Imports of fish and fish
products - 2019

USD 52 236 310

Agricultural GDP from fisheries

36.43%

Fisheries and aquaculture
production

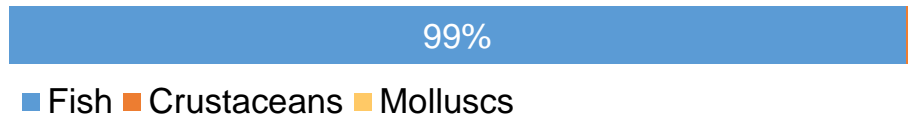
Total	467 433 tonnes
Fisheries	100%
Aquaculture	0%

Exports of fish and fish
products - 2019

USD 711 395 660

Production and Trade Breakdown

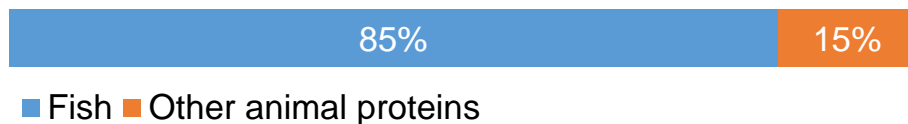
Production by volume



Imports by value



Exports by value



Production - Top 10 Species (Volume)

		Tonnes
1 st	Cape horse mackerel	296 338
2 nd	Cape hakes	151 985
3 rd	West African geryon	3 834
4 th	Snoek	3 218
5 th	Freshwater fishes nei	2 800
6 th	Kingklip	2 505
7 th	Panga seabream	1 559
8 th	Devil anglerfish	1 055
9 th	Swordfish	811
10 th	Various squids nei	629

Imports - Top 10 Products (Value)

			USD
1 st	Squid, cuttlefish	dried, smoked, salted or in brine HS 0307.49	10 305 110
2 nd	Sardines, sardinella, brisling or sprats	frozen; excluding fillets, livers and roes HS 0303.53	10 053 240
3 rd	Sardines, sardinella, brisling or sprats	prepared or preserved; whole or in pieces HS 1604.13	6 443 580
4 th	Hake	frozen; excluding fillets, livers and roes HS 0303.66	4 460 790
5 th	Shrimps, prawns	frozen HS 0306.17	3 943 290
6 th	Tilapias	frozen; excluding fillets, livers and roes HS 0303.23	2 215 650
7 th	Fish, other than species in 0303	frozen; excluding fillets, livers and roes HS 0303.89	2 040 380
8 th	Squid, cuttlefish	frozen HS 0307.43	1 423 180
9 th	Fish	prepared or preserved HS 1604.20	1 133 670
10 th	Tunas, skipjack, bonito	prepared or preserved; whole or in pieces HS 1604.14	982 550

Exports - Top 10 Products (Value)

			USD
1 st	Hake	frozen fillets HS 0304.74	293 435 240
2 nd	Jack, horse mackerel	frozen; excluding fillets, livers and roes HS 0303.55	184 956 030
3 rd	Fish, other than species in 0303	frozen; excluding fillets, livers and roes HS 0303.89	67 926 500
4 th	Hake	frozen; excluding fillets, livers and roes HS 0303.66	26 182 140
5 th	Mackerel	frozen; excluding fillets, livers and roes HS 0303.54	19 785 530
6 th	Crabs	frozen HS 0306.14	19 278 890
7 th	Sardines, sardinella, brisling or sprats	prepared or preserved; whole or in pieces HS 1604.13	16 888 960
8 th	Squid, cuttlefish	dried, smoked, salted or in brine HS 0307.49	16 305 620
9 th	Hake	fresh or chilled; excluding fillets, livers and roes HS 0302.54	9 390 020
10 th	Flours, meals, pellets. Unfit for human consumption	from fish or aquatic invertebrates HS 2301.20	9 288 870

A GLOBEFISH Product

Information, Disclaimer

Sources

Established in 1984, GLOBEFISH is a multi-donor funded project in the Fisheries Division of the Food and Agriculture Organization of the United Nations (FAO), responsible for providing up-to-date market and trade information on fish and fish products.

[Visit our website](#)

[Subscribe to our newsletter](#) or [email us](#)

Recent Publications



[Globefish Highlights](#)

Our flagship publication, focused on prices and analysis of market trends covering a variety of major commodities. Released quarterly.



[Chinese Fish Price Report](#)

Comprehensive coverage of Chinese price trends, market information for commercially significant species, along with industry news and policy updates. Released quarterly.



[European Price Report](#)

Market and price analysis for fish and fish products in the European market. Released monthly.



This is the second edition of the GLOBEFISH Market Profiles produced for this country, and was made at the beginning of 2022.

These profiles are based on nationally reported data or information published by international agencies. As the profile is intended to reflect the most up to date information available, reporting years may vary between sections and commodities.

The designations employed and the presentation of material in this information product do not imply the expression of any opinion whatsoever on the part of FAO concerning the legal or constitutional status of any country, territory or sea area, or the delimitation of frontiers or boundaries.

The data herein presented is compiled by FAO staff at the time of its production, "as is" and "as available", and every effort is made to ensure, but not guarantee, their timeliness, accuracy and completeness. FAO assumes no responsibility for errors and omissions in the data provided. Users are, however, kindly asked to report any errors or deficiencies in this product to FAO GLOBEFISH (globefish@fao.org).

Please note

Re-exports and re-imports are not included. The term N/A has been used to indicate that information was not found in the indicated sources. The classification of fish and fish products as either processed or unprocessed is very broad, and is intended for indicative purposes only.

[HS codes for fish and fish products](#)

International trade codes for fish and fish products in a user friendly format.



Sources and time periods:

-Fishing and aquaculture production (2019):
FAO's [Global Fishery and Aquaculture Production Statistics](#)

-Fish available for consumption (2017):
FAO's [Fishery and Aquaculture Statistics 2019](#)

-Population (2019), GDP Growth (2015-2019), GDP per Capita (2019):
IMF's [World Economic Outlook Databases](#)

-Imports, Exports and Share of Trade (2000-2019):
FAO's [Global Fishery and Aquaculture Commodities Statistics](#)

-GDP, GDP from fisheries, GDP from agriculture (2019):
World Bank's [World Development Indicators](#),
OECD's [National Accounts Statistics](#) or
UNSD's [National Accounts](#)

-Ease of doing business (2019):
World Bank's [Ease of Doing Business](#) ranking

-Length of Coastline, Exclusive Economic Zone, Exclusive Fishing Zone (2003):
UNEP's [Global Environment Outlook](#)

[GLOBEFISH](#)

Explore more market information on the GLOBEFISH website



[GLOBEFISH on ISSUU](#)

Read GLOBEFISH publications on ISSUU

